

95 Crest Way
Portslade, BN41 2EY

Guide price £325,000

A two bedroom semi detached home located in Crest Way, Portslade. Conveniently located within reach of the green open spaces of the South Downs, Crest Way benefits from easy access to the A27 making this home ideally situated for young families, shoppers and commuters alike. Boundary Road provides a wide selection of high street and independent stores, bars and cafes. At the nearby Holmbush Centre, Tesco, Next and Marks & Spencer have larger superstore facilities.

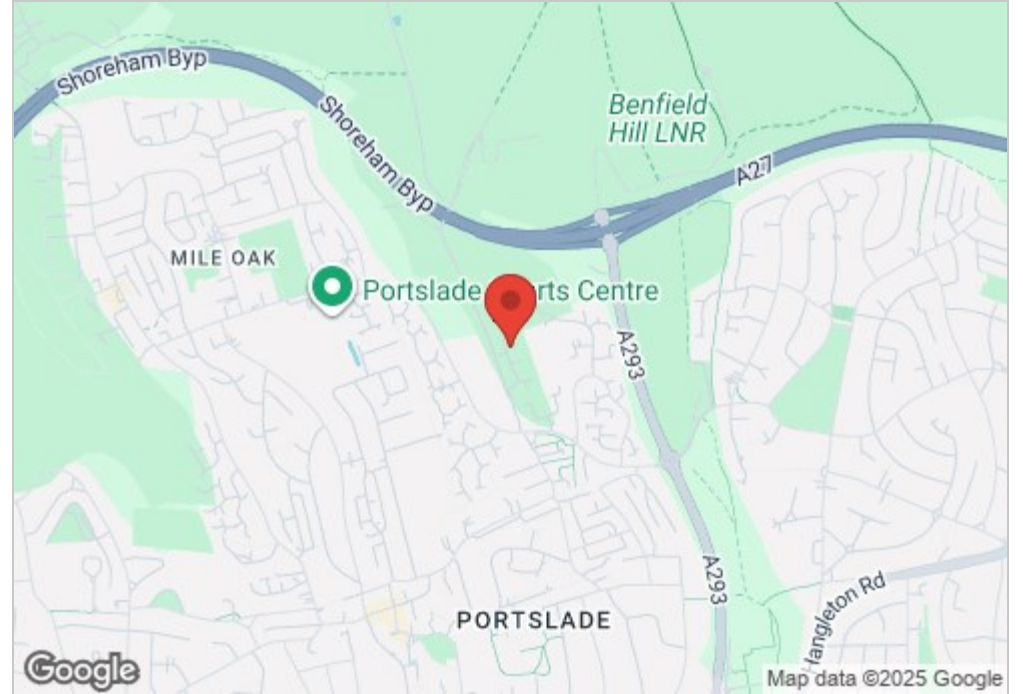
Accommodation offers; lounge/dining room, separate modern fitted kitchen, two double bedrooms, family bathroom, landscaped rear garden and off road parking. Local schools include Mile Oak Primary School, Portslade Aldridge Community Academy, King's School Hove, Peter Gladwin Primary School and Downs Park School.



FOSTER & CO.

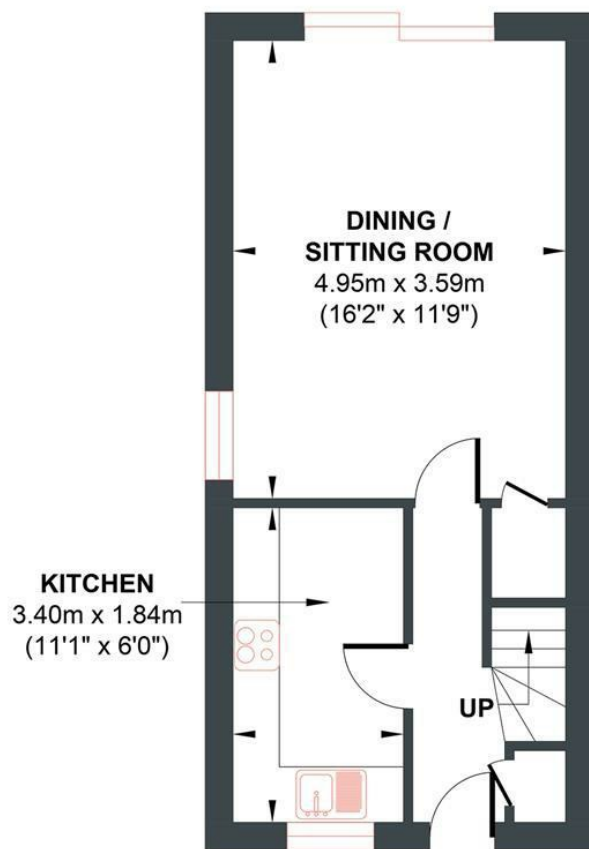
- GUIDE PRICE £325,000 - £350,000
- 2 BEDROOM
- SEPARATE KITCHEN
- DRIVEWAY
- GREAT BTL OR FIRST TIME BUYER
- FREEHOLD SEMI-DETACHED
- BATHROOM
- GARDEN
- GREAT LOCATION
- NO CHAIN

| Energy Efficiency Rating | | |
|---|-------------------------|-----------|
| | Current | Potential |
| Very energy efficient - lower running costs | | |
| (92 plus) A | | |
| (81-91) B | | |
| (69-80) C | | |
| (55-68) D | | |
| (39-54) E | | |
| (21-38) F | | |
| (1-20) G | | |
| Not energy efficient - higher running costs | | |
| | 64 | 86 |
| England & Wales | EU Directive 2002/91/EC | |



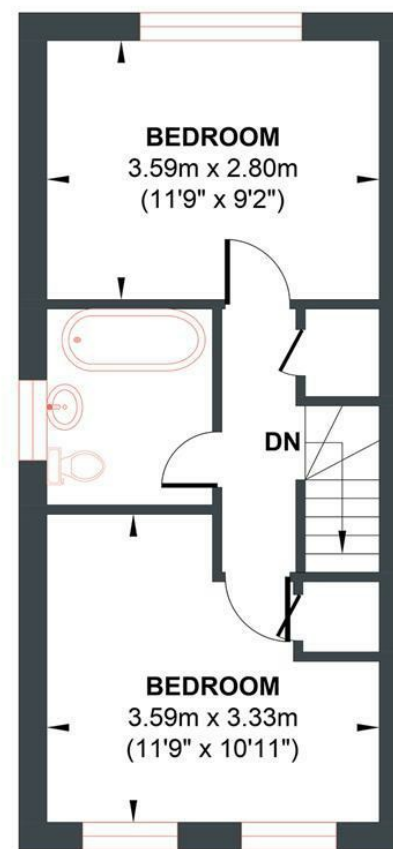
CREST WAY

Approx. Gross Internal Floor Area = 60.68 sq m / 653.14 sq ft
Illustration for identification purposes only, measurements are approximate, not to scale.



GROUND FLOOR

Approximate Floor Area
326.57 sq ft
(30.34 sq m)



FIRST FLOOR

Approximate Floor Area
326.57 sq ft
(30.34 sq m)



FOSTER & CO.

FOSTER & CO.